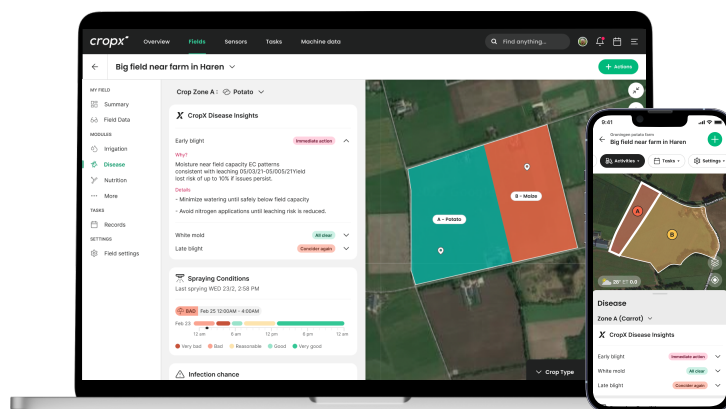




PROACTIVELY PROTECT CROPS

Disease Control

Know exactly when, where, and what to apply, even the best time of day to spray. Save costs while you maximize protection with the most tested and reliable digital fungal disease management advisor in the market.



Field Risk Map

Visual display of the current disease infection risk for a field.



Spraying Conditions

Tracks weather to advise on the best days and times to spray.



Infection Chance

Near-term graphical view showing possible chance of infection.



Risk Level Summary

Monitors the current field-specific and regional disease risk.



Advanced Graphs

Additional information available for a deeper dive into the data.

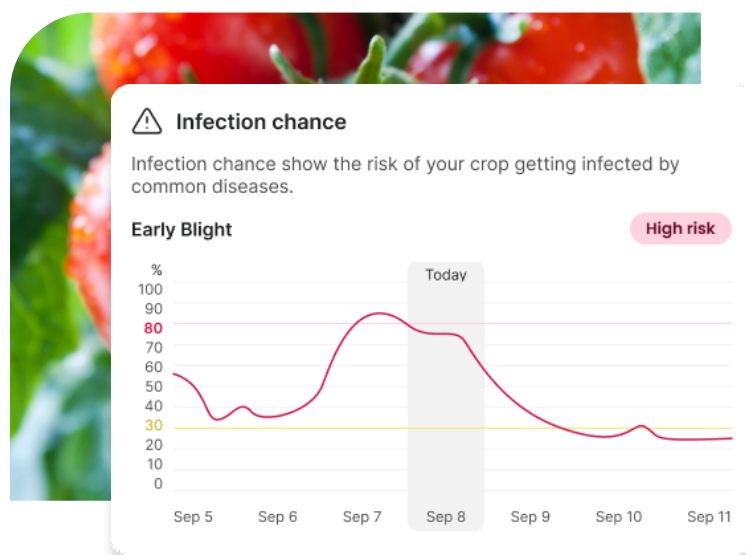
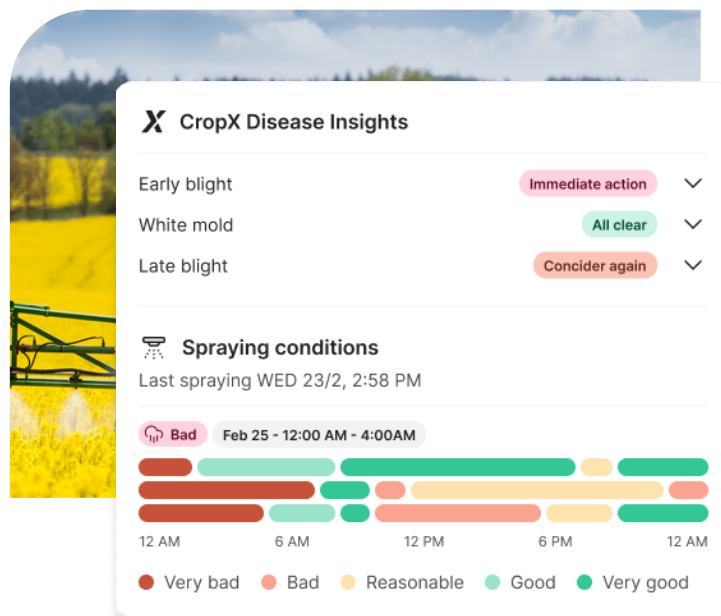


Record Spray Events

Track activities and increase accuracy by logging spray events.

Optimize Spray Timing

The most effective way to manage plant disease is by prevention. Know exactly where, what and when to spray, even down to the best time of day. Save costs on chemicals and spraying while you maximize protection.



Reduce Chemical Use

The system calculates a dynamic, daily infection risk that takes into account conditions for fungal growth, plant growth, crop type, and previous crop protection applications. The system also recommends the day and time to minimize environmental loss.

Prevent Disease Outbreak

At the end of the growing season, you can review your plant protection activities. This allows you to evaluate the effectiveness of your spraying for future seasons.

Disease application records
Application records info here

Fungicides	Product rate	Date	
Revus	1.0 Kg/Ha	08-11-2022	
Curzate M	1.0 Kg/Ha	08-11-2022	
Revus	1.0 Kg/Ha	08-11-2022	
Revus	1.0 Kg/Ha	08-11-2022	
Zorvec	1.0 Kg/Ha	08-11-2022	

[Show more](#)

+ Add Application Event

Learn more about CropX solutions today!

CropX Technologies, support@cropx.com, 888-832-2767